

# Sprinter.

Single Cab Chassis, Dual Cab Chassis,  
Motorhome and All-wheel Drive.



Mercedes-Benz  
Vans. Born to run.





# The best Sprinter of all time.

The Sprinter is more than a vehicle, it's a true partner you can always rely on to support you all the way when there's a job to be done.

The Sprinter has always led the market in terms of technical innovations. The 7G-TRONIC 7-speed automatic transmission (standard on V6) or optional 5-speed automatic on 4-cylinder models are testament to that. It is known above all for its outstanding operational reliability which gives users the freedom to concentrate fully on their business activities. The latest generation of the Sprinter lives up to this impressive reputation. It is the result of the process of continuous development with which we ensure that the Sprinter always offers the best in terms of reliability, quality, safety, flexibility, economy, sustainability and service. The automatic transmission, combined with a wide range of equipment options and safety packages, means the Sprinter meets your expectations to the full. And with its forward-looking design it once again asserts its pioneering character – even more advanced, even more flexible, even safer and even more efficient. Mercedes-Benz Vans. Born to run.





Contents.

The Sprinter	03	Body solutions	27
Functionality and loading	07	Equipment	28
Safety	09	Paint finishes	28
Engines and transmissions	13	Genuine accessories	29
Comfort and interior	15	Standard equipment	30
Single cab chassis	19	Optional equipment	31
Dual cab chassis	21	Services	33
All-wheel drive	23	Technical data	36
Motorhome	25	Glossary	40
		Range chart	41





# Best in its class – with the largest range of variants.

The Sprinter is open for everything that makes your everyday work easier. Whatever your transport requirements, your Sprinter makes it possible. The single and dual cab chassis can seat up to 3 and 7 people respectively. Available in two wheelbases, four weight variants from 3.5t to 5.0t, and two engine variants, the Sprinter is the perfect transport solution.

The list of equipment below<sup>1</sup> makes loading and unloading your Sprinter even safer, even more efficient and even more convenient.

---

Factory tray with folding step and lockable toolbox

---

Ladder rack integration with factory tray

---

Heavy duty stabilising package for high bodies

---

Wide mirrors

---

<sup>1</sup> Certain items available as optional equipment.






# Your safety is our highest priority.

The most important standard features of your Sprinter are directed towards your safety. Its innovative ADAPTIVE ESP® dynamic handling control system takes account of the load status to improve directional stability and traction in critical situations. ADAPTIVE ESP® is complemented by a number of functions, two particularly important examples being Disc Wipe<sup>1</sup> and Electronic Brake Prefill<sup>2</sup>.

The COLLISION PREVENTION ASSIST available in the optional Driving Assistance Package warns and supports the braking driver with BAS PRO, to make sure that the vehicle comes to a halt safely.

<sup>1</sup> In the event of rain, this system regularly removes the film of water from the brake discs, thereby helping to reduce the stopping distance.  
<sup>2</sup> Reduces the reaction time in the event of braking and therefore reduces the stopping distance too.



Schematic representation of a braking situation with support from the COLLISION PREVENTION ASSIST.





01

**Highbeam Assist.**  
Highbeam Assist controls the headlamp main beam automatically in accordance with the traffic conditions in order to provide the best possible road illumination.

02

**Lane Keeping Assist.**  
Lane Keeping Assist gives the driver audible and visible warnings if the vehicle leaves its lane unintentionally.

03

**COLLISION PREVENTION ASSIST.** Gives visible and audible warnings if the distance to a vehicle or obstacle is insufficient and uses BAS PRO to provide assistance with emergency braking.

# Setting new standards for safety.

The Sprinter has no need to hide behind any passenger car when it comes to safety thanks to its Driving Assistance Package – unique in the cab chassis segment. Alongside the COLLISION PREVENTION ASSIST the Lane Keeping Assist is a further highlight of the optional Driving Assistance Package. If this system detects that the vehicle is leaving its lane unintentionally, this is drawn to the attention of the driver so that they can undertake a path correction. You can see the other components of the optionally available Driving Assistance Package in the table below.

Your Sprinter is delivered as standard with a range of safety features, such as a driver airbag and front passenger airbag, three-point seat belts with belt tensioners and belt-force limiters for the driver and co-driver (where a single co-driver’s seat is fitted), head restraints with 2-way adjustment, load securing rings, a hydraulic braking system, adaptive brake lights and heated exterior mirrors with integrated additional wide angle mirrors. In addition to all this you can choose from a broad spectrum of further equipment options for even more safety.

	Driving Assistance Package
COLLISION PREVENTION ASSIST	•
Highbeam Assist	•
Lane Keeping Assist	•

The picture is a schematic representation for illustrative purposes.





# Outstanding technology – for the best Sprinter of all time.

High quality standards and solid resale values contribute to the overall cost-effectiveness of the Sprinter, as do its highly sophisticated engines. When equipped with the advanced OM 651 4-cylinder CDI diesel engine, or the outstandingly capable OM 642 V6 CDI diesel engine, the Sprinter sets standards in terms of economic efficiency and future-compatibility.

Fuel consumption can be further reduced with the ECO Start/Stop system and provides an intelligent solution to engine idling. What's more, the exhaust gas after-treatment also reduces emissions of pollutants such as nitrogen oxide. All Sprinter models come equipped with BlueEFFICIENCY technology which is energy efficient and fully optimised for lowering emissions.

Whichever engine you choose, delivering power on the road as effectively as possible is taken care of by the standard ECO Gear 6-speed manual transmission. The ECO Gear 6-speed manual transmission has a greater transmission spread, broader overall gear ratios and corresponding reduction in engine speed. Or, if you prefer, the 7G-TRONIC 7-speed automatic transmission is also available.

## The Sprinter engines at a glance:

4-cylinder diesel engine with 120 kW

V6 CDI diesel engine with 140 kW







# Incomparable. Functionality has never been more comfortable.

The new generation telematics, the multifunction steering wheel with chrome highlights, the shift/selector lever and the 'Tunja black' fleeced lined seat cover fabric are complemented by many other interior appointments and equipment items which increase driving comfort and enhance the overall efficiency of the working environment in your Sprinter. The spacious interior with its high quality ergonomic design meets the highest standards of functionality, quality and comfort. A large number of practical stowage facilities, such as those above the windscreen which are fitted as standard, offer plenty of storage space and keep the cab tidy.

## Key Features:

Chrome highlights on standard multifunction steering wheel, air intakes and shift/selector lever

Comfortable, easy-grip, multifunction steering wheel

Information and communication systems, such as the standard Audio 15, which includes 5.8 inch high resolution TFT colour display, IPOD/3.5mm input jack, USB, SD card and Bluetooth® hands-free and media streaming

Robust and ergonomically shaped seats

## Proven appointments and equipment:

ECO Gear 6-speed manual transmission (only available on 4-cylinder models)

Practical stowage spaces and compartments

Cruise control with SPEEDTRONIC variable speed limiter<sup>1</sup>

Highline chrome dash

TEMPMATIC air conditioning

<sup>1</sup> Standard on vehicles manufactured from 1 April 2015.





# A cab chassis that drives like a car.

With the optional 7-speed or 5-speed automatic transmission,<sup>1</sup> the Sprinter offers the smooth running characteristics and ride comfort of a passenger car. Even when confronted with heavy traffic, the Sprinter's dynamic handling makes city driving easy and enjoyable.

And to make your trip even more comfortable there is the option of the fully integrated Becker® MAP PILOT navigation system.

You can choose from a range of optional seat configurations listed below to configure the Sprinter to meet your specific requirements.

Comfort Seat Pack with armrests
Suspension Seat Pack with armrests
Passenger bench seat <sup>2</sup>
Comfort Seat Pack with swivel function

<sup>1</sup> 7G-TRONIC 7-speed automatic transmission is standard on all V6 models and 5-speed automatic is optional on 4 cylinder models.  
<sup>2</sup> Optional for all Dual Cab Chassis models. Standard on all Single Cab Chassis models.





# Takes on tough tasks with comfort and ease.

For businesses that need easy access and quick loading capability, the single cab chassis has been engineered to take on tough tasks. Yet, inside the cabin, detail has been a priority, making the task of driving as comfortable as possible.

Because the cabin can also be your office, we've given careful consideration to those practical details. Cup holders, pen holders, clipboard holders, under seat storage compartments – there's a spot for all of the items you might need.

The well designed instrument panel and controls are all part of the Sprinter design. From electronic climate control to Bluetooth® media streaming, comfort on the road is always a priority. Both the single cab chassis and dual cab chassis models, have a Mercedes-Benz factory tray available optionally.

Load securing rings are integrated into the floor at the side in the metal rails. The single piece aluminium side boards and tailboard have a corrosion resistant anodised finish and are fitted with high quality plastic latches. The tailboard is fitted with a retaining cable and a flush folding step. An optional ladder rack behind the cab can be used for carrying long objects such as ladders and metal bars. The extended posts help prevent shifting. There is also a built-in tool box on both sides under the tray for storing work tools and items that need quick and easy access.





# Fit more in. Get more out.

Even the best traditions need an update. Enter the dual cab chassis. With the ability to carry up to three<sup>1</sup> up front and four in the rear section of the cabin, it's big enough to take the whole work crew on the road.

The dual cab chassis offers enhanced levels of practicality. The two rear side doors have inside mounted hinges and retainers. Both doors also feature hinged windows. Passengers on the four-seater bench are protected by three-point inertia reel belts and height adjustable head restraints. Underneath the rear seat, you'll find substantial storage space. The top area of the instrument panel forms a three-part storage surface. The left and right-hand segments in front of the driver and co-driver are ideal for storing small items and incorporate cupholders. The storage area on the centre console is designed to hold A4 documents or a clipboard. There are two wheelbase sizes – medium wheelbase and long wheelbase. As with the single cab chassis, a high quality, factory fitted aluminium tray with built-in tool box is available as an option.

<sup>1</sup> Optional bench seat.





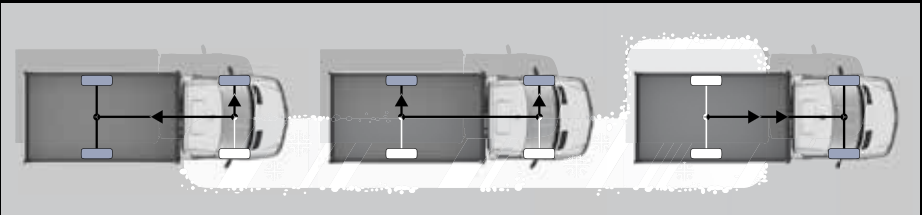
# The clear favourite, off the road too.

There are many routes to business success – and not all of them take the form of paved roads. With the optionally engageable all-wheel drive,<sup>1</sup> featuring increased traction, improved driving stability and latest generation ADAPTIVE ESP,<sup>®</sup> your Sprinter can also overcome the challenges presented by adverse weather and road conditions. With the 4ETS (Electronic Traction System), which automatically brakes the spinning wheels individually, a higher drive torque for sufficient tyre traction is produced.

In addition to its all-wheel drive capability, the Sprinter is available with the following equipment as standard to make off-road use even safer and more flexible.

- Engageable all-wheel drive,<sup>1</sup> also with low range ratio
- Downhill Speed Regulation (DSR)

<sup>1</sup> Available for selected variants.



The all-wheel drive system operates even more effectively because the 4ETS (Electronic Traction System) is integrated in the Sprinter's standard ADAPTIVE ESP.<sup>®</sup>





# Built for the drive of a lifetime.

Acquiring your dream motorhome might seem like a complicated task. There's certainly a lot to consider before you take off on that first magic journey. By choosing a Mercedes-Benz, you'll definitely be heading in the right direction because the Sprinter Motorhome comes ready to start your trip of a lifetime. Imagine the chassis that's under your motorhome is like the foundations of a house. When setting off in your Sprinter Motorhome you'll have something solid and strong beneath you, not only giving you the foundation to start your journey, but also the peace of mind throughout the big adventure.

The Sprinter Motorhome is a package that is born to explore. Great journeys all start somewhere. When choosing a motorhome, the best place to start is with a Mercedes-Benz Sprinter. Like any home, building on the safe, strong and solid foundation that the Sprinter Motorhome offers, is vital.





# Turning body solutions into reality.

The Sprinter chassis with a standard frame succeeds in meeting the most diverse of body and application requirements. Behind four application-related suspension configurations lie four stabilisation stages which are achieved through a specific combination of suspension components such as anti-roll bars, shock absorbers and reinforced springs. What they all have in common is the ultra-modern chassis technology.

By way of example: the smooth power-assisted rack-and-pinion steering and the small turning circle make manoeuvring much easier for you. With the robust and durable standard frame the Sprinter chassis offers bodybuilders a sound basis for bearing loads, anchoring points and connections.

The bodybuilder portal from Mercedes-Benz provides an international business-to-business platform for the exchange between bodybuilder and Mercedes-Benz Vans. The portal offers everything you need, including additional technical drawings and information for making your workflow even more successful.

To access the portal please go to [bb-portal.mercedes-benz.com](https://bb-portal.mercedes-benz.com)



# Paint finishes.

## Standard paints



Arctic white (9147)



Steel blue (5389)



Jupiter red (3589)



Broom yellow (1212)



Toll green (6907)

## Metallic paints



Brilliant silver metallic (9744)



Pearl silver metallic (9764)



Tenorite grey metallic (7755)



Graphite grey metallic (7759)



Obsidian black metallic (9197)



Cavansite blue metallic (5890)

# Genuine accessories.



**Side window wind deflector.** The wind deflector is a precise fit which, with the window very slightly open, provides protection against misting while preventing dust, rain and even insects from entering the vehicle. Draught-free driving increases comfort for the vehicle occupants. B6 656 0104



**Rubber floor mats.** The floor mats made from robust, dirt repellent natural rubber fit the geometric dimensions of the vehicle perfectly. Zips are used to link adjoining mat sections seamlessly so that they cover a wide area of the floor and are prevented from slipping. B6 657 0007



**Coolbox.** The portable coolbox with extra-strong insulation cools to -2°C. Operated via the cigarette lighter or the 12-volt socket. It is multifunctional due to the cooling and heating function. Capacity: 24 litres, dimensions 44 x 35 x 28 cm (H x W x D). B6 656 0300



**Seat covers.** Attractive, high quality look. Optimum fit with microperforations in seat cushion and backrest for optimum air circulation. Does not impair seat movement or comfort. Easy to clean, washable at temperatures of up to 30°C. Simple to fit and remove. B6 656 0936

Please contact your Mercedes-Benz authorised dealer for the full range of Sprinter genuine accessories.



# Standard equipment.



**Bench seat.** Standard on single cab chassis and optional on dual cab chassis. The standard Tunja seat cover fabric in black has an attractive design and is characterised by excellent abrasion resistance, breathability and a long service life.



**Airbags.** Front airbags for driver and front passenger(s).<sup>1</sup>



**Audio 15 radio.** Includes a 5.8 inch TFT high resolution display, Bluetooth® hands-free system and connectivity for additional optional extras.



**Multifunction steering wheel.** With thicker rim and chrome highlights.



**Cruise control with SPEEDTRONIC.<sup>2</sup>** Variable speed limiter. SPEEDTRONIC assists the driver in adhering to speed limits by setting a maximum speed.



**ECO Start/Stop function.** Helps to reduce fuel consumption and running costs.



**Daytime Running Lights.** Safety is enhanced through improved illumination during daylight.



**Crewcab with four doors.** Ensures easy entry and exit. Crewcab can carry up to 7 people, including the driver; with 4-person rear bench seat as standard, twin co-driver's seat as an option and 2-way head restraints on all seats.

Please contact your Mercedes-Benz authorised dealer for the full range of Sprinter equipment.

# Optional equipment.



**COLLISION PREVENTION ASSIST.<sup>3</sup>** Provides visible and audible warnings if the distance to another vehicle or obstacle is insufficient and uses BAS PRO to assist the driver in the event of emergency braking.



**Highbeam Assist.<sup>3</sup>** Optimum vision through automatic control of main beam activation depending on the surroundings and traffic situation.



**Automatic transmission.** 5-speed or 7-speed automatic transmission is available as an option for selected models.



**Free-moving side board and tailboard locks.** The corrosion-free locks make it easier to fold down the side boards and tailboard.



**Lane Keeping Assist.<sup>3</sup>** Lane Keeping Assist gives the driver audible and visible warnings if the vehicle leaves its lane unintentionally.



**Navigation.** The Becker® MAP PILOT is a fully integrated navigation system.



**Metal step.** Attached to the inner wall of the tailboard, the step makes it easier to access the platform.



**Ladder rack.** Enables long objects to be secured in place. Installed behind the cab to protect it against damage.





- Financing, leasing and insurance
- Service and parts

## Mercedes-Benz quality – in every area.

Whenever you need us, we're there. We have over 25 conveniently situated cab chassis service outlets in the comprehensive Mercedes-Benz service network in New Zealand. We also have a wide range of vehicle-related support activities and financial services from procurement of the vehicle, throughout its entire working life and on to resale or part-exchange.

The following pages present our vehicle-related services, such as Roadside Assist and Service Plans. They also tell you how you can lease, finance and insure your Sprinter on attractive terms through Mercedes-Benz Financial. Further information is available online or from your authorised Mercedes-Benz dealer.



# Mercedes-Benz quality – in every area.

## Servicing and repairs.

Choosing the best cab chassis for the job is an excellent start, but it's just the beginning. Making sure that your Mercedes-Benz Van, or fleet, is working at the optimum level is critical. Depending on driving, style, performance and operating conditions, the ASSYST Service Computer determines tailored service intervals up to a staggering 24 months or 40,000km (whichever comes first). A Mercedes-Benz authorised workshop is staffed and equipped for excellence and will assist to keep your cab chassis or fleet operating as intended. Mercedes-Benz technicians complete training every year to ensure they are up-to-date with technology. Mercedes-Benz Genuine Parts undergo rigorous material and functional testing, are engineered to fit your vehicle perfectly and remain available for 15 years after the end of series production. All Genuine Parts have a 2 year parts warranty.

## You're covered.

**Warranty.** Our comprehensive Mercedes-Benz Vans Warranty means peace of mind for three years or until the vehicle has travelled up to 200,000km for new Mercedes-Benz cab chassis purchased from authorised Mercedes-Benz dealers in New Zealand. You're covered for parts and labour charges incurred in rectifying a manufacturing defect relating to materials or workmanship.

**Roadside Assist.** In the unlikely event of needing assistance, all you have to do is call. Mercedes-Benz Van Road Care is designed to provide you with assistance in case of a breakdown anywhere in New Zealand – 24 hours a day, 365 days a year. Standard cover comes at no extra cost on a wide range of vehicles<sup>1</sup> during the manufacturer warranty period and can be upgraded depending on your needs.

For further information visit [www.mercedes-benz.co.nz/vans](http://www.mercedes-benz.co.nz/vans)

## Service Plans.

Our Service Plans are designed to protect your vehicle and your business from unexpected operating costs. Through our Service Plans, the Mercedes-Benz authorised dealer network carries out maintenance and repairs according to an agreed schedule and predetermined costs.

Benefits include:
<u>Scheduled Servicing</u> – A planned service and mechanical repair schedule
<u>Operational Reliability</u> – Reduce the risk of vehicle downtime through regular scheduled servicing and repairs
<u>Nationwide Service</u> – Programme is supported by a comprehensive network
<u>Simplified Fleet Maintenance</u> – Service and payment schedules making forecasting easy
<u>Available for up to five years</u> – The programme can be amended to reflect changes in the operation of each vehicle
<u>Operating cost savings</u> – With preferential rates on parts covered by the plan
<u>Flexibility</u> – Choose from three levels of cover designed to suit your individual needs

## Mercedes-Benz Financial.

Mercedes-Benz Financial is the dedicated finance provider for Mercedes-Benz Vans – our products are specifically designed with Mercedes-Benz owners in mind. This means you benefit from tailored products, backed by our industry knowledge and experience.

We offer fast finance approvals through our dedicated finance assessment team, who appreciate the needs of van buyers. Our competitive pricing and flexible finance contract terms, with the option of repayment holidays, are just a few of the reasons why Mercedes-Benz Financial is for you.

As a customer, we will tailor a plan to suit your requirements and offer a suite of financing options that meet your individual needs.

Mercedes-Benz Financial

## Finance solutions.<sup>2</sup>

### Our Finance Product Features.

With all of our finance products you benefit from:
<u>Flexible terms</u> – 24-60 months for all Mercedes-Benz Vans
<u>Final balloon payment/residual value</u> – Available on all finance contracts excluding finance leases
<u>Fixed interest rates with no ongoing monthly fees</u> – Your interest rate is fixed for the duration of the loan term (except Primeline)
<u>Structured payments</u>
Our finance products include:
<u>Business Credit Agreement</u>
<u>Business Lease</u>
<u>Term Loan</u>
<u>Operating Lease</u>
<u>Consumer Credit Agreement</u>

## Insurance solutions.<sup>2</sup>

### Mercedes-Benz Insurance understands what it means to trust your equipment.

In the unfortunate event of an accident, it is important to know that you and your vehicle are in safe hands. Mercedes-Benz Insurance ensures your vehicle will always be restored to its former standards of quality, safety and performance.

Mercedes-Benz Van Insurance features:
<u>Authorised repair network</u>
<u>Three year new vehicle replacement in the event of a total loss</u>
<u>Original Mercedes-Benz genuine replacement parts</u>
<u>Sign writing costs included</u>
<u>Cover for hire car costs following an accident</u>

For further information regarding insurance solutions from Mercedes-Benz Financial please contact your authorised Mercedes-Benz Van dealership or call 0800 462 369.

Mercedes-Benz Insurance

<sup>1</sup> Please note, some vehicles are excluded from the Road Care programme, please see the Road Care brochure for full terms and conditions. Upgrades to the standard Road Care package are available at additional cost.

<sup>2</sup> Mercedes-Benz Financial is a business name of Mercedes-Benz Financial Services New Zealand Limited (MBFSNZ). Finance to approved customers of MBFSNZ, normal MBFSNZ lending criteria applies. Mercedes-Benz Insurance is arranged by Aon New Zealand and underwritten by NZI, a business division of IAG New Zealand Limited. This brochure contains general information only. You should refer to the appropriate insurance policy for specific details of cover terms and conditions. The insurer reserves the right not to accept certain vehicles and the right to issue the insurance policy subject to certain exclusions, conditions and limitations.



# Single Cab Chassis – Technical data.

Engine Specification				
Model	Sprinter 316 CDI Single Cab Chassis (3.55t)	Sprinter 516 CDI Single Cab Chassis (4.49t/5.0t)	Sprinter 516 CDI Single Cab Chassis (4.49t/5.0t)	Sprinter 519 CDI Single Cab Chassis (4.49t/5.0t)
Body Style	MWB	MWB	LWB	LWB
Engine	Diesel 2-stage turbocharged Intercooled EURO 5	Diesel 2-stage turbocharged Intercooled EURO 5	Diesel 2-stage turbocharged Intercooled EURO 5	Diesel 2-stage turbocharged Intercooled EURO 5
No. of cylinders	4/in-line	4/in-line	4/in-line	V6
Bore/stroke (mm)	83/99	83/99	83/99	83/92
Total displacement (cc)	2143	2143	2143	2987
Rated output (kW) / (hp) @ rpm	120 kW (163 hp) @ 3800 rpm	120 kW (163 hp) @ 3800 rpm	120 kW (163 hp) @ 3800 rpm	140 kW (190 hp) @ 3800 rpm
Max torque (Nm @ rpm)	360 Nm @ 1400-2400 rpm	360 Nm @ 1400-2400 rpm	360 Nm @ 1400-2400 rpm	440 Nm @ 1400-2400 rpm
Fuel supply	Electronically Controlled Direct Injection with Common Rail (CDI)	Electronically Controlled Direct Injection with Common Rail (CDI)	Electronically Controlled Direct Injection with Common Rail (CDI)	Electronically Controlled Direct Injection with Common Rail (CDI)
Fuel tank capacity (litres)	Approx. 75	Approx. 75	Approx. 75	Approx. 75
Transmission				
Type	6-speed ECO Gear Manual (Optional 5-speed Automatic)	6-speed ECO Gear Manual (Optional 5-speed Automatic)	6-speed ECO Gear Manual (Optional 5-speed Automatic)	7G-TRONIC 7-speed Automatic
Drive	Rear wheel	Rear wheel	Rear wheel	Rear wheel
Weights & Capacities (kg)				
Permissible front axle load	1650	1850	1850	1850
Permissible rear axle load	2250	3500	3500	3500
Gross vehicle mass (GVM)	3490	5000	5000	5000
Kerb weight <sup>1</sup>	1750	1990	2030	2138
Payload capacity	1800	2500/3010	2460/2970	2352/2862
Trailer load with brakes <sup>2</sup>	2000	2000	2000	2000
Trailer load without brakes	750	750	750	750
Dimensions (mm)				
Wheelbase	3665	3665	4325	4325
Length	5886	6103	6863	6863
Width	1990	1990	1990	1990
Height	2267	2344	2335	2335
Rear overhang	1113	1257	1357	1357
Cab rear/rear of frame length	3276	3420	4180	4180
Other Specifications				
Turning circle (m)	13.4	13.6	15.3	15.3
Rear axle ratio	3.923	4.364 (4.727)	4.364 (4.727)	3.923
Rim size (inches)	6.5Jx16	8.5Jx16	8.5Jx16	8.5Jx16
Tyre profile	235/65 R16	195/75 R16	195/75 R16	195/75 R16
Battery	12V/95 Ah AGM (Absorbed Glass Mat)	12V/95 Ah AGM (Absorbed Glass Mat)	12V/95 Ah AGM (Absorbed Glass Mat)	12V/95 Ah AGM (Absorbed Glass Mat)
Alternator	14V/180A	14V/180A	14V/180A	14V/180A
Factory Tray (Optional Extra) <sup>3</sup>				
Length (mm)	3400	3600	4300	4300
Width (mm)	2090	2130	2130	2130
Tailboard Height (mm)	400	400	400	400
Revised Payload with Tray (kg) <sup>2</sup>	1535	2180/2690	2080/2590	2045/2555

# Dual Cab Chassis – Technical data.

Engine Specification				
Model	Sprinter 316 CDI Dual Cab Chassis (3.55t)	Sprinter 516 CDI Dual Cab Chassis (4.49t/5.0t)	Sprinter 516 CDI Dual Cab Chassis (4.49t/5.0t)	Sprinter 519 CDI Dual Cab Chassis (4.49t/5.0t)
Body Style	MWB	MWB	LWB	LWB
Engine	Diesel 2-stage turbocharged Intercooled EURO 5	Diesel 2-stage turbocharged Intercooled EURO 5	Diesel 2-stage turbocharged Intercooled EURO 5	Diesel 2-stage turbocharged Intercooled EURO 5
No. of cylinders	4/in-line	4/in-line	4/in-line	V6
Bore/stroke (mm)	83/99	83/99	83/99	83/92
Total displacement (cc)	2143	2143	2143	2987
Rated output (kW) / (hp) @ rpm	120 kW (163 hp) @ 3800 rpm	120 kW (163 hp) @ 3800 rpm	120 kW (163 hp) @ 3800 rpm	140 kW (190 hp) @ 3800 rpm
Max torque (Nm @ rpm)	360 Nm @ 1400-2400 rpm	360 Nm @ 1400-2400 rpm	360 Nm @ 1400-24000 rpm	440 Nm @ 1400-2400 rpm
Fuel supply	Electronically Controlled Direct Injection with Common Rail (CDI)	Electronically Controlled Direct Injection with Common Rail (CDI)	Electronically Controlled Direct Injection with Common Rail (CDI)	Electronically Controlled Direct Injection with Common Rail (CDI)
Fuel tank capacity (litres)	Approx. 75	Approx. 75	Approx. 75	Approx. 75
Transmission				
Type	6-speed ECO Gear Manual (Optional 5-speed Automatic)	6-speed ECO Gear Manual (Optional 5-speed Automatic)	6-speed ECO Gear Manual (Optional 5-speed Automatic)	7G-TRONIC 7-speed Automatic
Drive	Rear wheel	Rear wheel	Rear wheel	Rear wheel
Weights & Capacities (kg)				
Permissible front axle load	1650	1850	1850	1850
Permissible rear axle load	2250	3500	3500	3500
Gross vehicle mass (GVM)	3490	5000	5000	5000
Kerb weight <sup>1</sup>	1960	2190	2220	2328
Payload capacity	1590	2300/2810	2270/2780	2162/2672
Trailer load with brakes <sup>2</sup>	2000	2000	2000	2000
Trailer load without brakes	750	750	750	750
Dimensions (mm)				
Wheelbase	3665	3665	4325	4325
Length	5886	6103	6863	6863
Width	1990	1990	1990	1990
Height	2325	2362	2351	2351
Rear overhang	1113	1257	1357	1357
Cab rear/rear of frame length	2466	2610	3370	3370
Other Specifications				
Turning circle (m)	13.4	13.4	15.3	15.3
Rear axle ratio	3.923	4.364	4.364	3.923
Rim size (inches)	6.5Jx16	8.5Jx16	8.5Jx16	8.5Jx16
Tyre profile	235/65 R16	195/75 R16	195/75 R16	195/75 R16
Battery	12V/95 Ah AGM (Absorbed Glass Mat)	12V/95 Ah AGM (Absorbed Glass Mat)	12V/95 Ah AGM (Absorbed Glass Mat)	12V/95 Ah AGM (Absorbed Glass Mat)
Alternator	14V/180A	14V/180A	14V/180A	14V/180A
Factory Tray (Optional Extra) <sup>3</sup>				
Length (mm)	2700	2700	3600	3600
Width (mm)	2030	2130	2130	2130
Tailboard Height (mm)	400	400	400	400
Revised Payload with Tray (kg) <sup>2</sup>	1370	2035/2545	1945/2455	1880/2390

<sup>1</sup> Kerb weight - Includes 75kg Driver, spare wheel jack, tools, and all operating fluids and fuel tank 90% full. Weights are intended as a guide only. For accuracy, the actual vehicle should always be weighed to determine the exact weight for the specifications ordered. Weight tolerance of up to +5% in production, and additional weight of optional equipment must be taken into consideration.   <sup>2</sup> 2000kg aggregate trailer mass with 200kg ball load.   <sup>3</sup> Weight of an installed tray reduces payload capacity and may slightly vary overall vehicle height.  
Note: drawings are general arrangement drawings only and should not be relied upon. Contact your local dealer if you require more specific information.




# Single & Dual Cab Chassis – Technical images.

3.49t MWB Single Cab Chassis



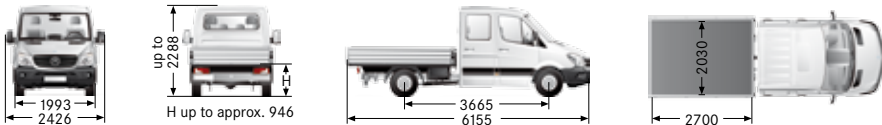
3.49t MWB Single Cab Chassis with tray



3.49t MWB Dual Cab Chassis




3.49t MWB Dual Cab Chassis with tray



5.0t LWB Single Cab Chassis



5.0t LWB Single Cab Chassis with tray



5.0t LWB Dual Cab Chassis




5.0t LWB Dual Cab Chassis with tray



5.0t MWB Single Cab Chassis



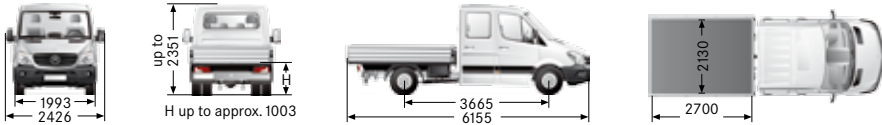
5.0t MWB Single Cab Chassis with tray



5.0t MWB Dual Cab Chassis



5.0t MWB Dual Cab Chassis with tray



# Single & Dual Cab Chassis – Standard and optional specifications.

Standard Equipment
<b>Exterior features</b>
Front and rear mud flaps
Integrated windscreen washer and nozzles on wipers
Rear wall window
Additional pulley for second refrigerant compressor
<b>Interior features</b>
Air conditioning (automatic temperature control)
Cruise control with SPEEDTRONIC <sup>1</sup> - variable speed limiter
BlueEFFICIENCY <sup>1</sup> with ECO Start/Stop function
2-way wide angled electric heated mirrors
Seat belt warning for driver
Cloth upholstery
Passenger front bench seat (optional on dual cab)
4 rear seats in dual cab
Audio 15 sound system (AM/FM tuner, AAC, MP3, WMA, WAV sound formats, 14.7cm TFT colour display, SD/SDHC card slot, No CD player)
USB 2.0/iPod interface <sup>2</sup>
AUX-Input
Bluetooth® hands-free, media streaming and phonebook support <sup>3</sup>
Multifunction steering wheel
Highline pixel matrix display
Power steering
Height-and-reach adjustable steering column
Engine immobiliser
Adjustable driver and passenger seats (4 adjustments)
Remote central locking
Electric windows
Storage shelf above windscreen

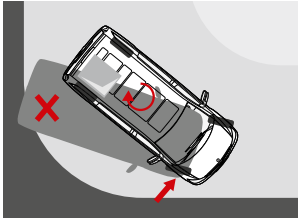
Overhead control panel with two reading lights
Glovebox
Large door pockets on driver and passenger side with bottle holders
2-speed wipers plus intermittent function
Park brake warning buzzer
Lights-on warning buzzer
Lock-out prevention
Document clip
Pen holder
Card holder in glove box
2 net storage bins in barn doors
Up to 4 cup holders
Hinged lid for stowage compartment in console/dash
<b>Safety features</b>
Adaptive Electronic Stability Program (ESP®) with ABS, ASR, BAS, EBD, ROM, LAC, RMI, USC
Driver airbag
Front passenger airbag
Height adjustable head restraints
3-point inertia reel seat belts
Height adjustable seat belts
Four wheel disc brakes
Front and rear pad wear indicator
Start-off Assist (automatic transmission only)
Headlight beam range control
Rear fog lamp
Pre-wiring for reversing camera
Daytime running lights

Optional Equipment
<b>Features</b>
Becker® MAP PILOT Navigation
Driving Assistance Package: - Collision Prevention Assist - Lane Keeping Assist - Highbeam Assist
Chrome grille
Fog lights
Tray with aluminium side boards and tailboard (Including tool boxes and cabin protector)
Extra ladder rack at rear of tray
Bi-Xenon headlamps with cornering light function
Light and rain sensor
Automatic transmission (standard on V6 engine models)
Window airbags
Thorax airbags
Metallic/special paint (refer to brochure)
Parameterisable Special Module
Comfort seat pack with armrests
Suspension seat pack with armrests
Front passenger bench seat with folding table (Dual Cab models only)
Wide mirrors
3.88t GVM version (on selected models)
All-wheel drive (manually selectable) with reduction gear and downhill speed regulation (on selected models)

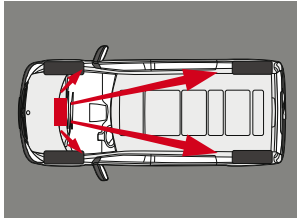
<sup>1</sup> Standard on vehicles manufactured from 1 April 2015. <sup>2</sup> Might not be compatible with earlier generation iPods. <sup>3</sup> Not all features are supported by all phones. Check with your phone manufacturer for more information. Warranty Mercedes-Benz New Zealand Ltd offers a warranty on Sprinter of 3 years/200,000km (whichever occurs first) and Mercedes-Benz Road Care, 24 hours a day, 365 days a year. Please note some vehicles are excluded from Road Care coverage. For further details and exclusions, please consult your local authorised Mercedes-Benz Vans dealer.



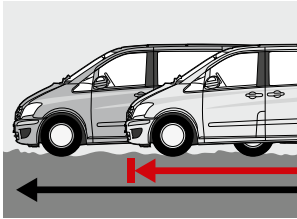
# Glossary.



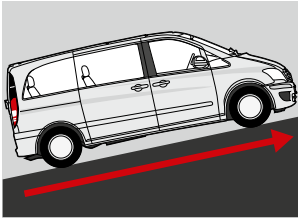
**Electronic Stability Program ADAPTIVE ESP®**  
ADAPTIVE ESP® is an innovative dynamic handling control system which, for the first time, also takes the vehicle load into account. It actively intervenes in certain hazardous driving situations, e.g. if there is an imminent risk of skidding, by applying a braking force to one or more wheels and adjusting the engine output as required so as to help the driver deal with the hazardous situation.



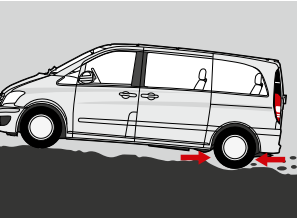
**Electronic brake force distribution (EBD).**  
Electronic brake force distribution (EBD) proportions the braking force between the front and rear wheels of the van as required, in order to optimise braking efficiency in all driving situations. In this way the system prevents 'overbraking' of the rear wheels, which could cause the tail to start sliding. At the same time EBD puts less stress on the front brakes, which reduces the risk of fading due to overheating.



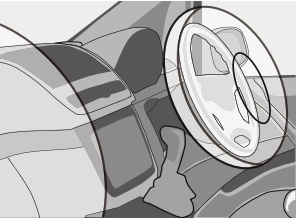
**Brake Assist (BAS).**  
In tests carried out in the driving simulator, our research engineers established that drivers do not apply the brakes vigorously enough during emergency braking. This finding led them to develop Brake Assist. From the speed at which the brake pedal is depressed, Brake Assist is able to detect a situation where emergency braking is required. In such a situation the system automatically increases braking power, aided by the anti-lock braking system (ABS) which prevents the wheels from locking up.



**Start-off Assist.**  
The Start-off Assist system (standard for 6-cylinder and 4x4 all-wheel drive models, optional for 4-cylinder models in conjunction with manual transmission), an integral part of ESP®, makes it easier to start-off on uphill slopes: after the brake pedal is released, the brake pressure is maintained for approximately two seconds, allowing the driver to move their foot from the brake pedal to the accelerator without having to worry about the vehicle starting to roll. Start-off Assist is activated on uphill slopes of approx. 4% or steeper. It is not activated when starting off on the flat or on a downhill slope.



**Acceleration skid control (ASR).**  
At the first signs of wheel spin, that is to say if the rotational speed of one of the drive wheels suddenly increases, ASR intervenes in the engine management system, reduces the engine power and also intervenes via the brake system to prevent extended wheel spin. ASR ensures smooth start-off and acceleration, without extended wheel spin or sideways drift. The result is improved traction – and safety – particularly on split-friction or slippery surfaces.



**Front airbags for driver and co-driver.**  
Front airbags for the driver and co-driver are additional components of the passive safety system. They provide enhanced protection for the belted occupants and act together with the seat belts (with belt tensioners and belt-force limiters) as a supplementary restraint system.  
  
Caution: Airbags in no way remove the need for occupants to fasten their seat belts correctly before every journey: an airbag can only provide its full protective effect if the occupant is wearing the seat belt correctly.

# Mercedes-Benz Sprinter range chart.

Model	Volume (m³)	
Sprinter SWB (standard roof)	7.5	
Sprinter SWB (optional high roof)	8.5	
Sprinter MWB (standard roof)	9.0	
Sprinter MWB (optional high roof)	10.5	
Sprinter LWB (standard high roof)	14.0	
Sprinter LWB (optional super high roof)	15.5	
Sprinter ELWB (standard high roof)	15.5	

Model	Volume (m³)	
Sprinter ELWB (optional super high roof)	17.0	
Sprinter MWB (single and dual cab chassis)	–	
Sprinter LWB (single and dual cab chassis)	–	
Sprinter Minibus (standard roof)	–	
Sprinter Minibus (optional high roof)	–	
Sprinter Minibus ELWB	–	








IMPORTANT! This brochure has been compiled by Mercedes-Benz New Zealand Ltd to provide a general indication of the models available in New Zealand. Some of the features, optional extras and/or colours shown may not be available in New Zealand or may only be available in a different specification. Additionally, some models, features, optional extras and/or colours may only be available in combination with others. Some equipment depicted either on vehicle illustrations or separately may be non-standard or options and may, where applicable, be available at an additional cost. For current information on the availability, design features and prices of all models, features, optional extras and/or colours available in New Zealand, you should contact your authorised Mercedes-Benz dealer at [www.mercedes-benz.co.nz/vans](http://www.mercedes-benz.co.nz/vans)

All of the information contained in this brochure was correct as at January 2015. However, the manufacturer reserves the right to discontinue, make changes to design and specifications to vehicles or optional equipment without notice.

The  and the words Mercedes-Benz are registered trademarks of Daimler AG, Stuttgart, Germany.

Mercedes-Benz New Zealand Ltd, 9 Pacific Rise, Mt Wellington, Auckland 1060. Telephone: (09) 976 7500. MBVANCCS.